


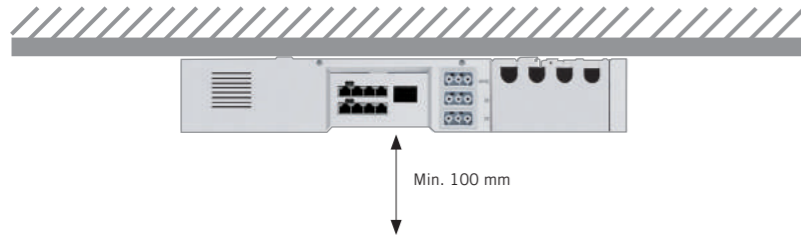
# INSTALLATION. **ESY!**

ESYLUX  
LIGHT CONTROL ELC  
QUICK GUIDE


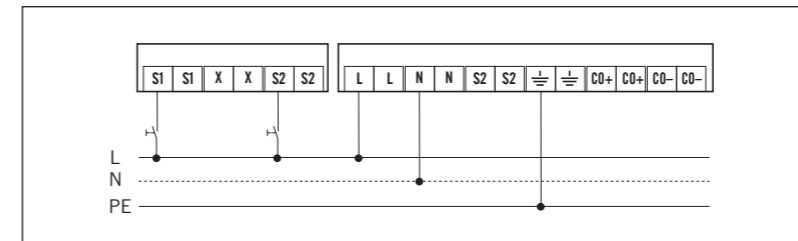

# ELC QUICK GUIDE



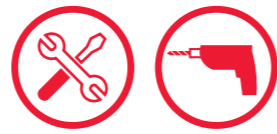
# 1




# 3



1. S1 Push Button = ON/OFF/DIM
2. S2 Push Button = Scenes/Light Colour Change



# 2



1. KNX (option)
2. 230 V
3. 4x DALI (broadcast)
4. RJ45 (to luminaires)
5. USB (service)
6. CO (intra group connection + sensor)



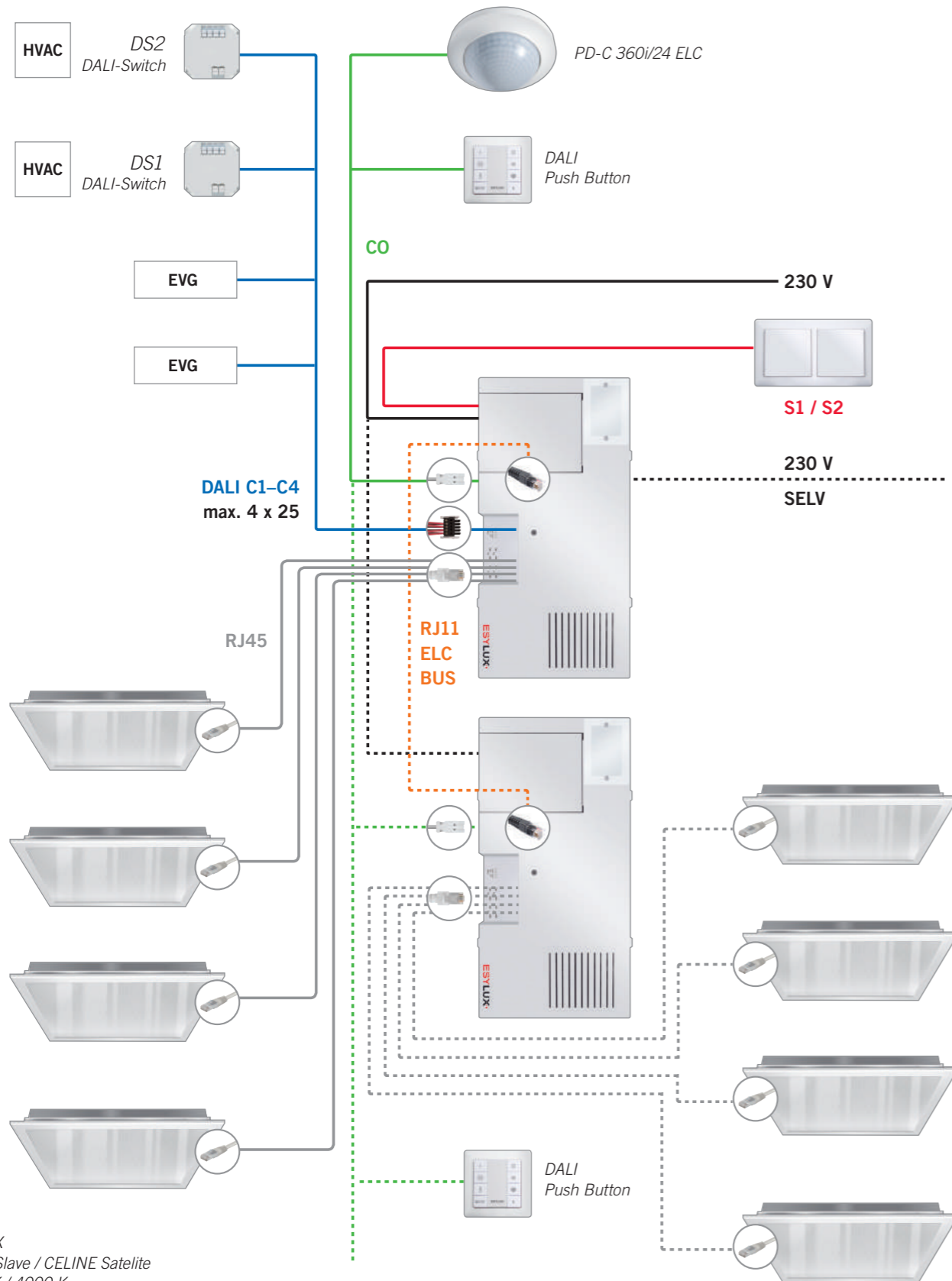
# 4

7. DALI bus power ON/OFF
8. ELC bus end terminal resistant ON/OFF
9. RJ11 ELC bus (inter group connection)



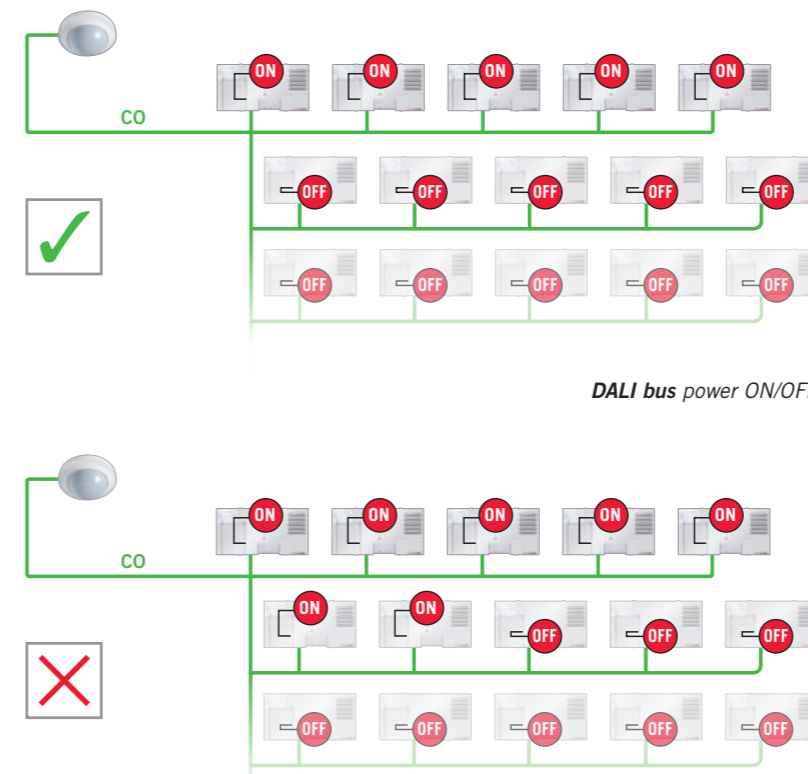

# ELC QUICK GUIDE

## 5



ESYLUX  
NOVA Slave / CELINE Satellite  
3000 K / 4000 K

## 6

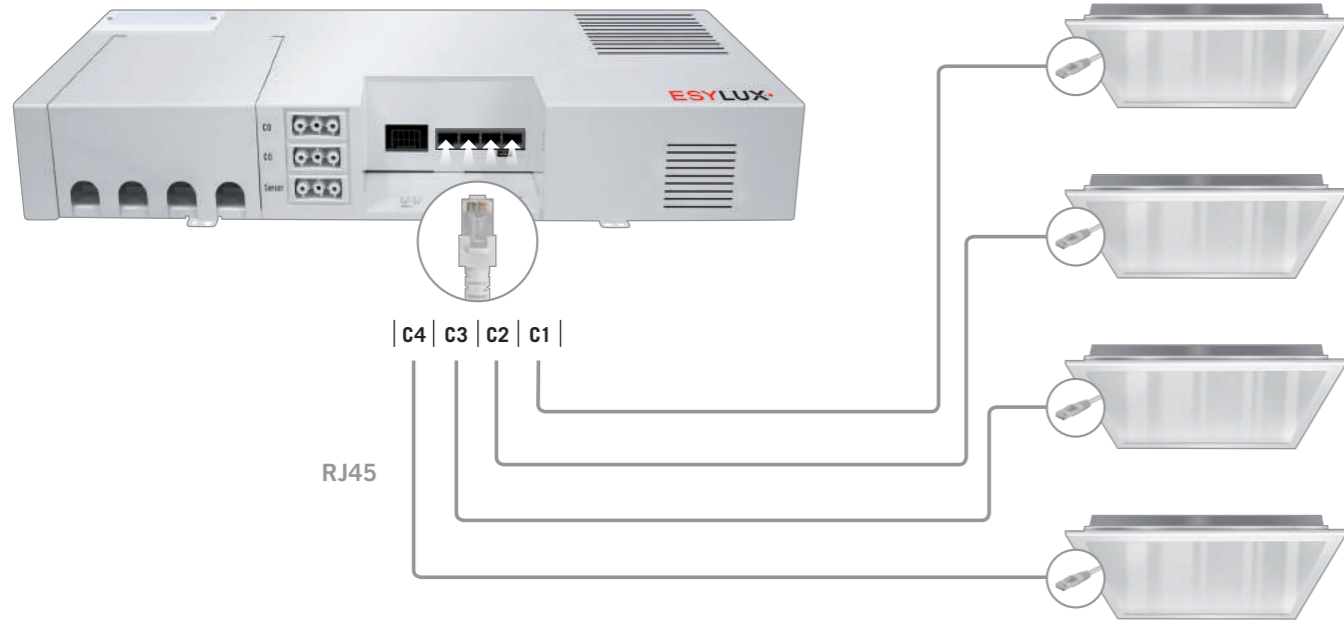


**Max. 5 SmartDriver „ON”**



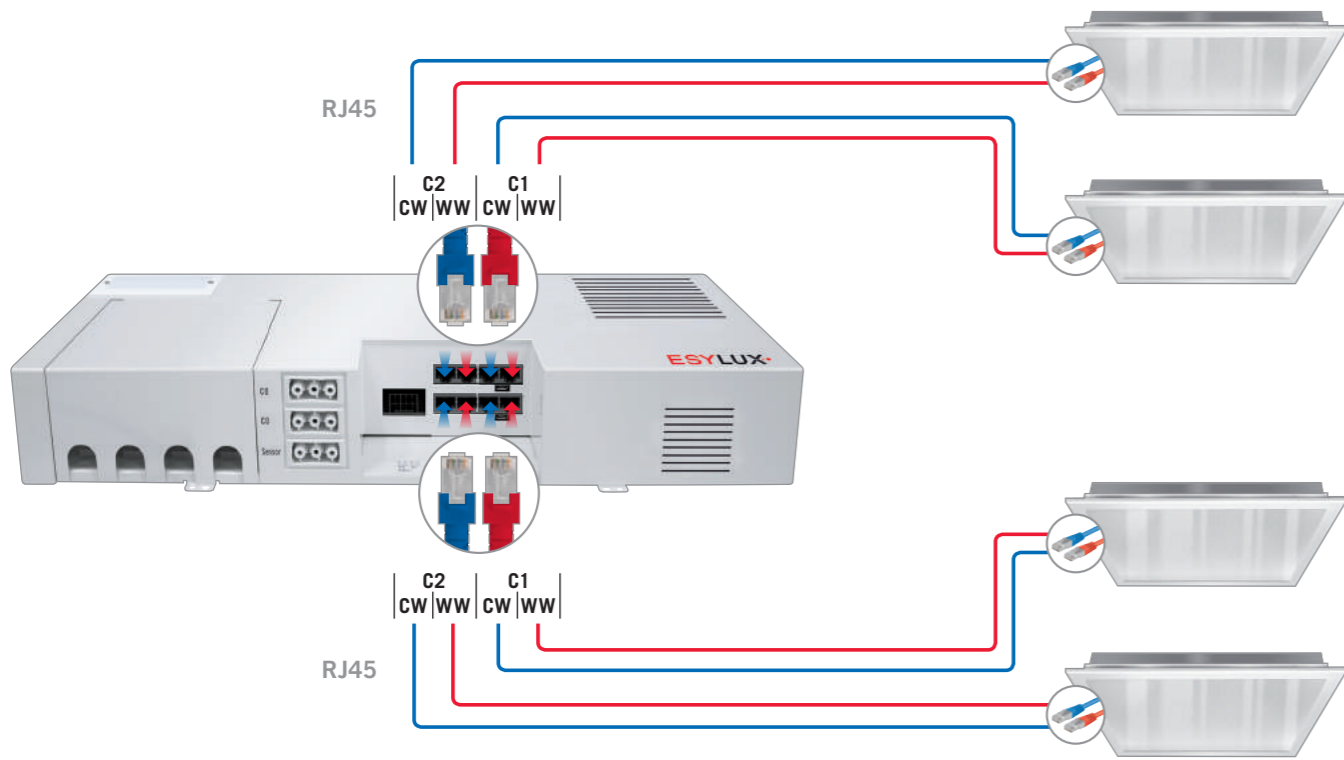
# ELC QUICK GUIDE

7



ESYLUX  
NOVA Slave / CELINE Satellite  
3000 K / 4000 K

**!** Max. cable length 50 m

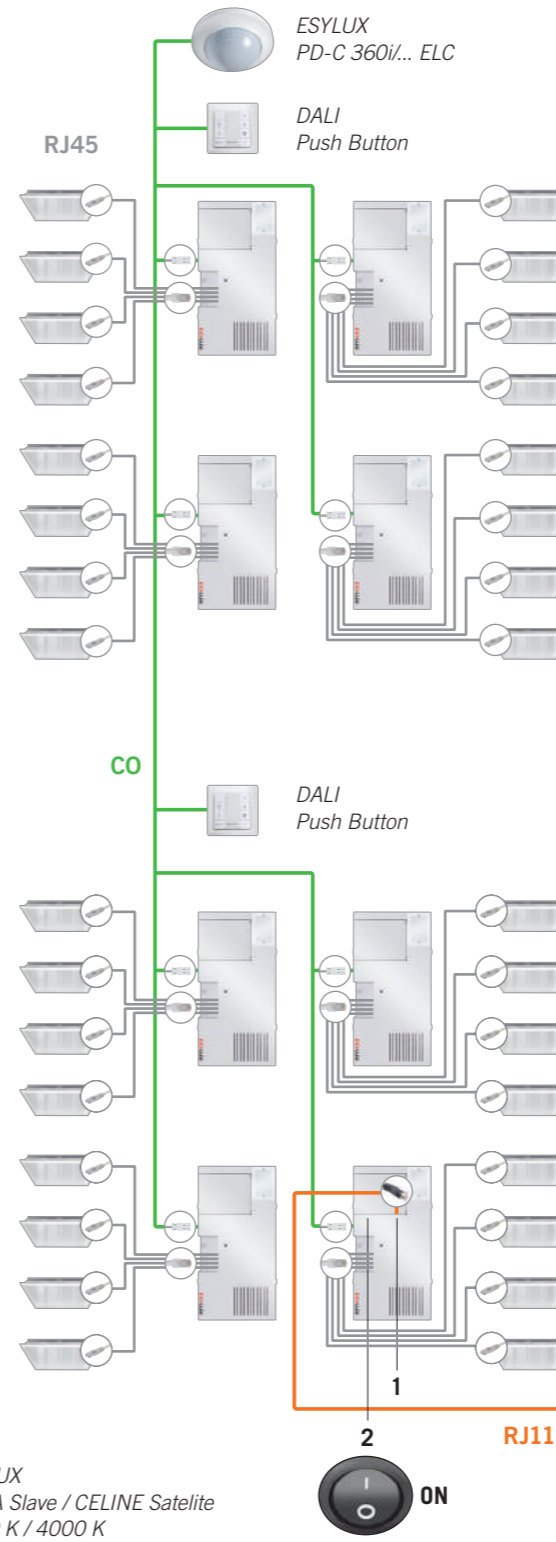


ESYLUX  
NOVA Slave / CELINE Satellite  
TW

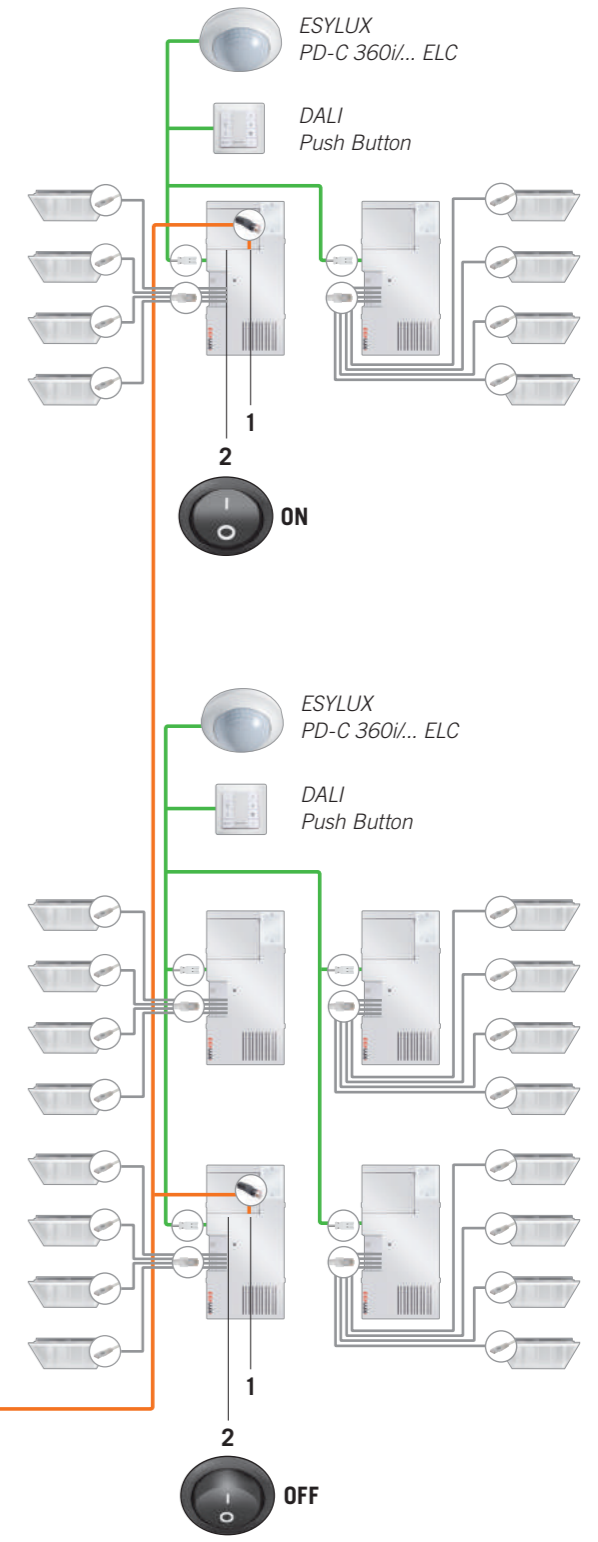


8

- 1 RJ11 ELC bus (inter group connection)
- 2 ELC bus end terminal resistant ON/OFF



ESYLUX  
NOVA Slave / CELINE Satellite  
3000 K / 4000 K

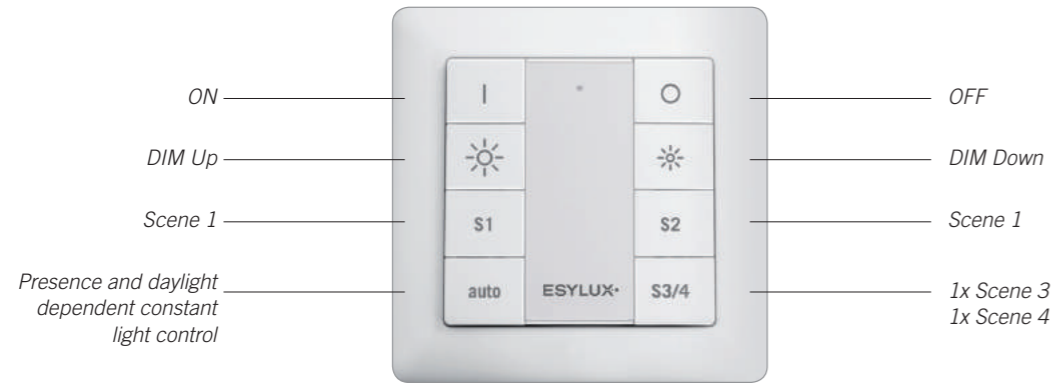


# PUSH BUTTON

AUTOMATION INDOOR | PUSH BUTTONS



Product group/Product name	Item No.
Push Button 8x DALI	EC10430923




Product group/Product name	Item No.
Push Button 8x DALI PATIENT ROOM	EC10431265



Product group/Product name	Item No.
Push Button 8x DALI Tunable White	EC10430930



Product group/Product name	Item No.
Push Button 4x DALI PATIENT ROOM	EC10431258




Product group/Product name	Item No.
Push Button 8x DALI CLASSROOM	EC10431241




Further information can be found at [www.esylux.com](http://www.esylux.com)

## FACTORY Settings

DE	GB	FR	NL	DK	NO	SE
Betriebsmodus	Operation mode	Mode de fonctionnement	Bedrijfsmodus	Driftsmodus	Driftsmodus	Driftsmod
Helligkeitssollwert	Level of brightness	Valeur de consigne de luminosité	Helderheidswaarde	Lysstyrkeverdi	Nominell lysverdi	Ljusnivåvärde
Nachlaufzeit der Beleuchtung	Lighting switch-off delay time	Durée d'activation de l'éclairage	Nalooptijd van de verlichting	Efterløbstid for belysning	Belysningens tidsforsinkede utkobling	Belysningens efterlystid
Orientierungslicht (Helligkeit)	Orientation light (brightness)	Éclairage d'orientation (luminosité)	Oriëntatieverlichting (helderheid)	Orienteringslys (lysstyrke)	Orienteringslys (lysstyrke)	Orienteringsljus (ljusstyrka)
Orientierungslicht (Zeitdauer)	Orientation light (duration)	Éclairage d'orientation (durée d'activation)	Oriëntatieverlichting (tijdsduur)	Orienteringslys (varighet)	Orienteringslys (varighet)	Orienteringsljus (varaktighet)
Ausschaltwarnung Kanal 1–4	Switch-off warning channel 1–4	Avertissement de désactivation canal 1–4	Uitschakelwaarschuwing kanaal 1–4	Frakoblingsvarsel, kanal 1-4	Utkoblingsvarsel, kanal 1–4	Avstängningsvarning, kanal 1–4
Kanal 1 (CH1)	Cannel 1 (CH1)	Canal 1 (CH1)	Kanaal 1 (CH1)	Kanal 1 (CH1)	Kanal 1 (CH1)	Kanal 1 (CH1)
Kanal 2 (CH2)	Cannel 2 (CH2)	Canal 2 (CH2)	Kanaal 2 (CH2)	Kanal 2 (CH2)	Kanal 2 (CH2)	Kanal 2 (CH2)
Kanal 3 (CH3)	Cannel 3 (CH3)	Canal 3 (CH3)	Kanaal 3 (CH3)	Kanal 3 (CH3)	Kanal 3 (CH3)	Kanal 3 (CH3)
Kanal 4 (CH4)	Cannel 4 (CH4)	Canal 4 (CH4)	Kanaal 4 (CH4)	Kanal 4 (CH4)	Kanal 4 (CH4)	Kanal 4 (CH4)
DALI-Switch (DS1)	DALI switch (DS1)	DALI-Switch (DS1)	DALI-Switch (DS1)	DALI-Switch (DS1)	DALI-Switch (DS1)	DALI-Switch (DS1)
Nachlaufzeit (DS1)	Switch-off delay time (DS1)	Durée d'activation (DS1)	Nalooptijd (DS1)	Efterløbstid (DS1)	Tidsforsinket utkobling (DS1)	Efterlystid (DS1)
DALI-Switch (DS2)	DALI switch (DS2)	DALI-Switch (DS2)	DALI-Switch (DS2)	DALI-Switch (DS2)	DALI-Switch (DS2)	DALI-Switch (DS2)
Nachlaufzeit (DS2)	Switch-off delay time (DS1)	Durée d'activation (DS1)	Nalooptijd (DS1)	Efterløbstid (DS1)	Tidsforsinket utkobling (DS1)	Efterlystid (DS1)



Auto **ON** \*



Active **ON** \*\*

## Settings

Individuelle Einstellungen und Anpassungen per IR/Bluetooth über ESY Control App.	Individual settings and adjustments via IR/Bluetooth and the ESY Control app.	Réglages et adaptations individuels par IR/Bluetooth via l'application ESY Control.	Individuele instellingen en aanpassingen met IR/Bluetooth via ESY Control-app.	Individuelle instillinger og tilpasninger via IR/Bluetooth med ESY Control-appen.	Individuelle innstillinger og tilpassinger via IR/Bluetooth ved bruk av ESY Control App.	Individuella inställningar och anpassningar via IR/Bluetooth via ESY Control-appen.
ESY-Pen oder integriertes Bluetooth-Modul erforderlich	ESY Pen or integrated Bluetooth module required	ESY Pen ou module Bluetooth intégré nécessaire	ESY-pen of geïntegreerde Bluetooth-module vereist	ESY-Pen eller integreret Bluetooth-modul påkrævet	ESY-Pen eller integrert Bluetooth-modul påkrævd	ESY-Pen eller inbyggd Bluetooth-modul krävs

FI	PT	ES	IT	RU	Settings
Käyttötila	Modo de operação	Modo operativo	Modalità di esercizio	Режим работы	<b>AUTO ON</b>
Kirkkauden ohjearvo	Valor nominal de luminosidade	Valor de intensidad	Valore nominale luminosità	Заданный уровень освещенности	<b>500 lx</b>
Valaistuksen viiveaika	Temporização da iluminação	Tiempo de alumbrado de las luces	Tempo di ritardo dell'illuminazione	Время задержки выключения освещения	<b>5 min.</b>
Suunnistusvalo (kirkkaus)	Luz de orientação (luminosidade)	Luz de orientación (duración)	Luce di orientamento (luminosità)	Ориентирующее освещение (яркость)	<b>10 %</b>
Suunnistusvalo (kesto)	Luz de orientação (duração)	Luz de orientación (duración)	Luce di orientamento (durata)	Ориентирующее освещение (время)	<b>0 min.</b>
Poishtykennän varoitus, kanava 1–4	Aviso de desactivação canal 1–4	Aviso de desconexión del canal 1–4	Avviso di spegnimento canale 1–4	Предупреждение о выключении, канал 1–4	<b>60 sec.</b>
Kanava 1 (CH1)	Canal 1 (CH1)	Canal 1 (CH1)	Canale 1 (CH1)	Канал 1 (CH1)	<b>Map DALI 1</b>
Kanava 2 (CH2)	Canal 2 (CH2)	Canal 2 (CH2)	Canale 2 (CH2)	Канал 2 (CH2)	<b>Map DALI 2</b>
Kanava 3 (CH3)	Canal 3 (CH3)	Canal 3 (CH3)	Canale 3 (CH3)	Канал 3 (CH3)	<b>Map DALI 3</b>
Kanava 4 (CH4)	Canal 4 (CH4)	Canal 4 (CH4)	Canale 4 (CH4)	Канал 4 (CH4)	<b>Map DALI 4</b>
DALI-Switch (DS1)	DALI-Switch (DS1)	DALI-Switch (DS1)	DALI-Switch (DS1)	DALI-Switch (DS1)	<b>Activated, Auto ON *</b>
Viiveaikka (DS1)	Temporização (DS1)	Tiempo de alumbrado (DS1)	Tempo di ritardo (DS1)	Время задержки (DS1)	<b>30 min.</b>
DALI-Switch (DS2)	DALI-Switch (DS2)	DALI-Switch (DS2)	DALI-Switch (DS2)	DALI-Switch (DS2)	<b>Activated, Active ON **</b>
Viiveaikka (DS2)	Temporização (DS2)	Tiempo de alumbrado (DS2)	Tempo di ritardo (DS2)	Время задержки (DS2)	<b>30 min.</b>



ESY-Pen



Bluetooth-Control App  
(Android / iOS)

**ESYLUX Deutschland GmbH**

An der Strusbek 40  
22926 Ahrensburg | Deutschland  
t: +49 4102 489 0  
f: +49 4102 489 333  
info@esylux.de  
www.esylux.de

**ESYLUX Belgium nv**

Vlamstraat 7 bus 2  
9450 Denderhoutem-Haaltert | België  
t: +32 53 850 570  
f: +32 53 850 579  
info@esylux.be  
www.esylux.be

**ESYLUX Danmark ApS**

Kokholm 3A  
6000 Kolding | Danmark  
t: +45 76 72 90 90  
info@esylux.dk  
www.esylux.dk

**ESYLUX France SARL**

5 rue de Castiglione  
75001 Paris | France  
t: +33 1 5345 10 55  
info@esylux.fr  
www.esylux.fr

**ESYLUX Nederland B.V.**

Leeghwaterstraat 35  
3364 AE Slidrecht | Nederland  
t: +31 184 647 000  
f: +31 184 647 070  
info@esylux.nl  
www.esylux.nl

**ESYLUX Norge AS**

Strandveien 35  
1366 Lysaker | Norge  
t: +47 2255 52 00  
f: +47 2255 52 01  
info@esylux.no  
www.esylux.no

**ESYLUX Österreich GmbH**

Hafenstraße 2A  
4020 Linz | Österreich  
t: +43 732 788 188 0  
f: +43 732 788 188 7039  
info@esylux.at  
www.esylux.at

**ESYLUX Portugal, Lda.**

Lagoas Park Edifício 8, Piso 1  
2740-244 Porto Salvo | Portugal  
t: +351 214 236 170  
f: +351 214 236 179  
comercial@esylux.pt  
www.esylux.pt

**ESYLUX Russia**

ООО "ИЗИЛЮКС РУ"  
ул. Малая Калужская  
д. 15, стр. 17 | эт. 3, оф. 541  
119071 г. Москва | Россия  
t: +7 495 782 72 40  
info@esylux.ru  
www.esylux.ru

**ESYLUX Suomi Oy**

Äyritie 12 B  
01510 Vantaa | Suomi  
t: +358 20 779 26 60  
info@esylux.fi  
www.esylux.fi

**ESYLUX Sverige AB**

Färögatan 33  
164 51 Kista | Sverige  
t: +46 470 853 00  
f: +46 470 853 53  
info@esylux.se  
www.esylux.se

**ESYLUX Swiss AG**

Steinackerstrasse 29  
Postfach  
8302 Kloten | Schweiz  
t: +41 44 808 61 00  
f: +41 44 808 61 61  
info@esylux.ch  
www.esylux.ch

**ESYLUX Asia Ltd.**

No. 4 32/F Saxon Tower  
7 Cheung Shun Street  
Lai Chi Kok | Kowloon | Hong Kong  
t: +852 3107 89 12  
f: +852 3107 89 99  
sales@esylux.com.hk  
www.esylux.com.hk

**ESYLUX GmbH (Export)**

An der Strusbek 40  
22926 Ahrensburg | Germany  
t: +49 4102 888 80 0  
f: +49 4102 888 80 441  
sales@esylux.com  
www.esylux.com

